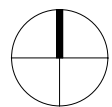


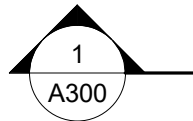
DRC

\\Baker-Docs\7\Projects\25-12000024\25-12000024.dwg
2025-08-12 11:11
PZ25-12000024

09/17/2025

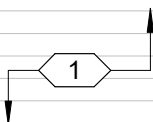


1 ROOF PLAN
3/16" = 1'-0"

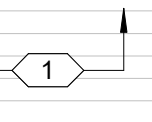


2

3" / 1'-0"

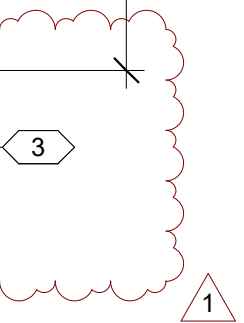


3" / 1'-0"



101'-0"

2



1

ROOF PLAN NOTES

- THE ROOF SYSTEM SHALL BE AS FOLLOWS:
DESCRIPTION: GALVANIZED METAL ROOF PANELS FASTENED TO PURLINS
MANUFACTURER: TBD
- SEE CIVIL DRAWINGS FOR CONTINUATION OF THE ROOF DRAINS.
- GC SHALL COORDINATE LOCATIONS AND EXACT SIZES OF OPENINGS FOR MECHANICAL EQUIPMENT WITH THEIR HVAC CONTRACTOR. DIMENSIONS SHOWN ON PLANS ARE APPROXIMATE.
- SEE STRUCTURAL DRAWINGS FOR LOCATIONS AND SIZE OF STRUCTURAL ROOF REINFORCEMENT.
- SEE MECHANICAL PLANS FOR ROOFTOP EQUIPMENT SPECIFICATIONS.
- AS PER FBG 1512.3.1 AND 1512.3.2, ALL NEW ROOFING CONSTRUCTION, INCLUDING RECOVERY, REROOFING, REPAIRS, OR MAINTENANCE, SHALL HAVE A HIGH-VELOCITY HURRICANE ZONE (HVHZ) UNIFORM ROOFING PERMIT APPLICATION COMPLETED AND EXECUTED BY A LICENSED CONTRACTOR. THE PERMIT SHALL INCLUDE CALCULATIONS IN ACCORDANCE WITH CHAPTER 16 OF THE FLORIDA BUILDING CODE, UNLESS THE ROOFING ASSEMBLY IS BELOW THE HEIGHT/PRESSURE THRESHOLDS SPECIFIED IN THE APPLICABLE PROTOCOLS.


KEYNOTES

- | # | NOTE |
|---|-------------------------------------|
| 1 | ROOF DECK, STEEL ROOF PANEL SYSTEM. |
| 2 | GUTTER, SEE ELEVATION |
| 3 | EYEBROW ABOVE DOOR, SEE ELEVATION |



S ARCHITECTURE
33 SE 4TH STREET, SUITE 100
BOCA RATON, FL 33432
561.835.5515
WWW.SARCHITECTURE.COM
AA26003746

SEAL:



MATTHEW R. FORGET // REG. FL. NO. AR95364

DIGITAL SIGNATURE:

CLIENT / PROJECT ADDRESS:

HODGE MARINE

1857 NW 21ST STREET
POMPANO BEACH, FLORIDA 33069

REVISIONS:

NO.	DATE	DESCRIPTION
1	2025-08-12	DRC PLAN REVIEW

KEY PLAN:

PROJECT NUMBER: 24-057

DATE ISSUED: 2025-06-30

SHEET TITLE:

ROOF PLAN

SHEET NO:

A141

SITE PLAN APPROVAL